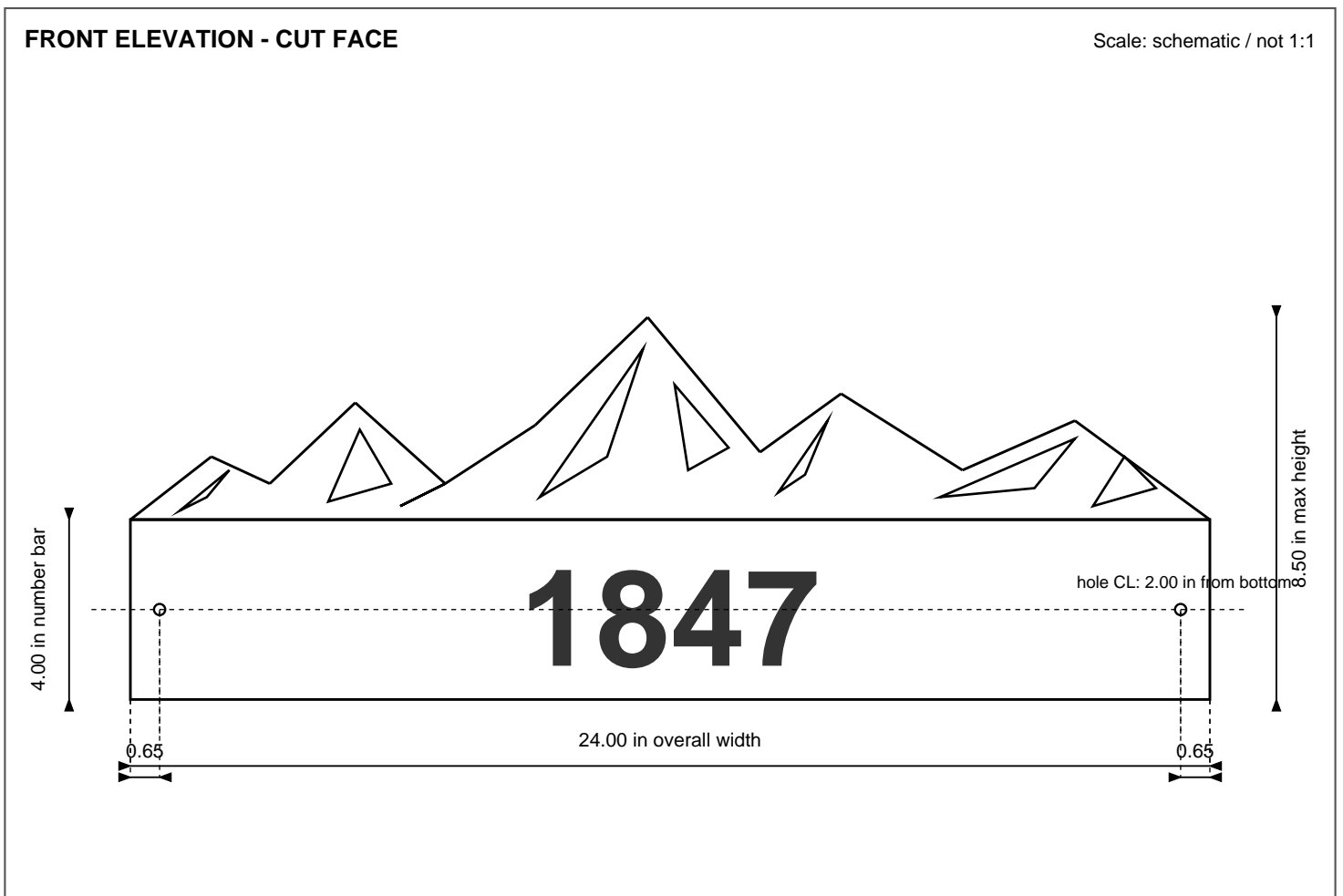


CNC PLASMA CUT SPECIFICATION

Rock Ridge Metalworks Demo Product
Product: Mountain Range House Number Sign

Part overview

Personalized mountain-range address sign with cut-through house number and ridgeline artwork.
Example address shown: 1847. Replace with customer number before CAM export.
Finished product is powder-coated for exterior installation.



Nominal dimensions

Overall width	24.00 in
Max height	8.50 in
Number bar	24.00 x 4.00 in
Mount holes	2x 0.250 in dia
Hole centerline	0.65 in from ends, 2.00 in from bottom
Material	14 ga mild steel, approx 0.075 in thick

Drawing ID: RRMW-MTN-HN-24

Rev: A Units: inches


Prepared for CNC plasma cutting

Page 1 of 2

FABRICATION DETAILS AND CAM NOTES

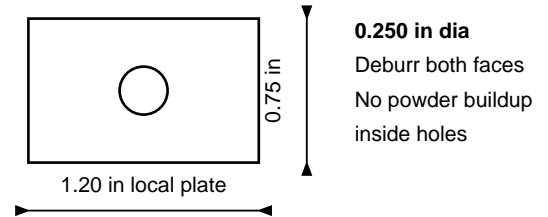
Mountain Range House Number Sign
Drawing ID: RRMW-MTN-HN-24 - Rev A

BACK VIEW - MOUNTING AND STANDOFF CHECK

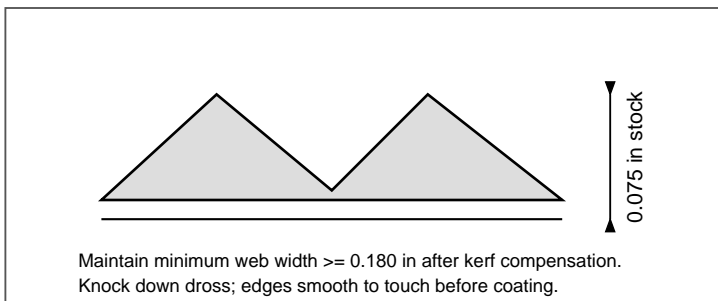


Back side should remain visually clean. Use only customer-approved tabs/standoffs.

MOUNTING HOLE DETAIL



CUT EDGE / KERF DETAIL



NUMBER CUTOUT DETAIL

1847

Use stencil-safe outlines or add bridges for islands.
Min bridge width: 0.180 in. Avoid loose centers in 8/4/0/6/9.
Customer number must be reviewed before cutting.

Fabrication specification

Material	14 ga mild steel sheet, flat, clean, mill scale acceptable if coating vendor approves.
Process	CNC plasma cut from vector CAD/DXF. Inside cuts first, outside perimeter last.
Kerf/CAM	Apply machine-specific kerf compensation. Verify minimum web/bridge after toolpath generation.
Corners	Outside corner radius may be 0.06-0.10 in where needed for cut quality; keep mountain silhouette crisp.
Dross/deburr	Remove dross and sharp burrs from all edges and cutouts. Break edges lightly; do not soften design detail.
Finish	Exterior matte black powder coat unless order specifies raw weathering steel or clear-sealed patina.
Mounting	Two 0.250 in mounting holes for #10/#12 exterior screws. Optional 0.25-0.50 in standoff spacers.
Quality check	Confirm number, hole clearance, flatness, coating coverage, and legibility from 25 ft before delivery.

Cut-file handoff checklist

- [] Customer house number substituted and proof approved.
- [] All text converted to plasma-safe outlines; islands bridged or removed.
- [] DXF checked for duplicate lines, open contours, tiny artifacts, and minimum web width.
- [] CAM preview inspected before cutting; first article checked against this spec.

Drawing ID: RRMW-MTN-HN-24

Rev: A Units: inches

CAD art: mountain address sign

Page 2 of 2